



用途例

AES/EBU規格準拠、
デジタルオーディオ機器のインターフェイスに最適

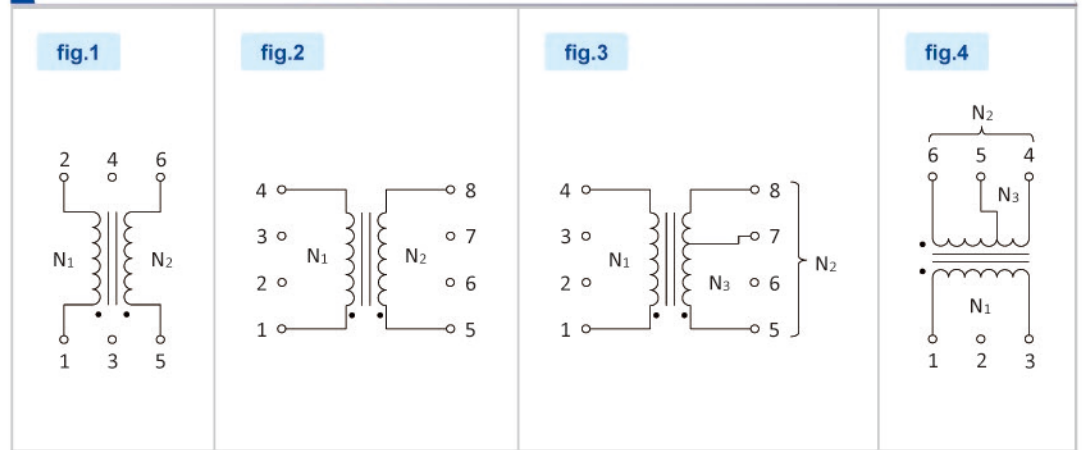


電気的特性 ELECTRICAL SPECIFICATION at 25°C

Part Name	Sampling rate [sps]	Transmission Impedance [Ω]		Frequency response	Connecting diagram
		N ₁	N ₂ / N ₃		
DA-01	48K	110	110	0.1MHz ~ 6MHz	fig.1
DA-01F		110	110		fig.2
DA-01ZF		110	110 / 75		fig.3
DA-02	96K	110	110	0.1MHz ~ 15MHz	fig.1
DA-02F		110	110		fig.2
DA-02ZF		110	110 / 75		fig.3
DA-03ZF	192K	110	110 / 75	0.1MHz ~ 30MHz	fig.3
DAH-03F		110	110 / 75		fig.4

※入カインピーダンス75 Ω タイプの生産も可能です。

結線図 Connecting diagram



- 耐電圧**
AC 250V 1 min.
- 絶縁抵抗**
100M Ω min. DC 500V
- 動作温度範囲**
0°C ~ +70°C
- 保存温度範囲**
-40°C ~ +85°C
- 防湿レベル (MSL)**
Level 1

外形図 Dimensions [mm] typ.

DA Series

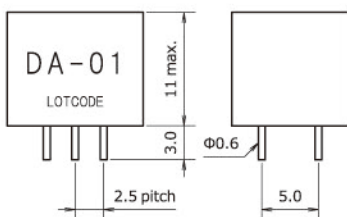
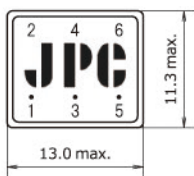


fig.1

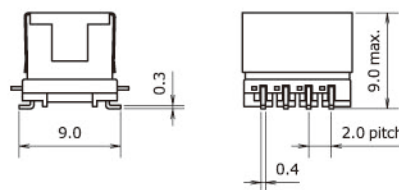
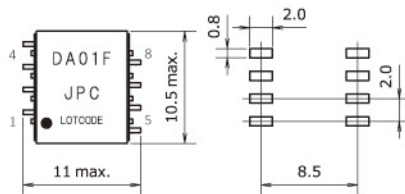


fig.2/3

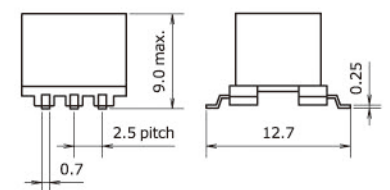
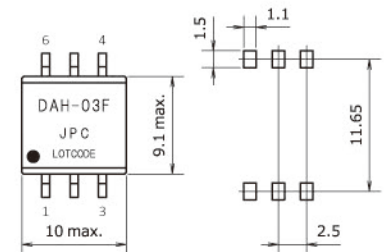


fig.4